

# THE RIGHT TOOLS FOR YOUR TOUGHEST JOBS.

## FIVE STEPS TO A SMARTER PURCHASE.

 = HOIST  
 = WINCH

**STEP 1: HOIST vs. WINCH**  
While they may look the same, WARN Works® utility winches and hoists are very different. A winch is designed to pull a load, typically horizontally, a hoist is designed to lift a load – almost always vertically.

 = AC POWERED  
 = DC POWERED

**STEP 2: AC vs. DC**  
Ask yourself where you will be using the winch to determine the right model for your needs. WARN Works® tools are available in both AC (plug-in) and DC (battery powered) options – giving you the flexibility to handle your chores efficiently and quickly.

 = BIG JOB  
 = SMALL JOB

### STEP 3: BIG JOBS vs. SMALL JOBS

Whether you need a higher capacity winch for heavier loads, or a smaller, more compact tool for lighter loads, the WARN Works® series gives you plenty of options. Pulling capacities range from 1,500 lbs. to 4,700 lbs.

 = PERMANENT  
 = TEMPORARY









### STEP 4: PERMANENT vs. TEMPORARY ANCHOR POINT

WARN Works® winches can be permanently mounted to a surface, like a trailer, or combined with a portable anchor plate for use in a variety of locations. DC winches are perfect for trailer mounts while AC winches are better suited for portable set-ups.

 = STRAP  
 = SNATCH BLOCK

### STEP 5: HELPFUL ACCESSORIES

Adding accessories to your WARN Works® winch makes it a more useful tool. A load strap helps secure your winch wire to a fixed point like a rock or a tree, while a snatch block helps with angled pulls and increases the pulling power of the winch.

SPECIFICATIONS	1700DC	3700DC	4700DC	1500AC	3200AC-R	3000ACI	H1000AC
							
Type:	Winch	Winch	Winch	Winch	Winch	Winch	Hoist
Rated Line Pull:	1,700 lbs (771 kg)	3,700 lbs (1680 kg)	4,700 lbs (2130 kg)	1,500 lbs (680 kg)	3,200 lbs (1452 kg)	3,000 lbs (1361 kg)	1,000 lbs (454 kg)
Horsepower:	1.9 hp 3.0" diameter	1.9 hp 3.0" diameter	1.9 hp 3.0" diameter	0.6 hp 3.0" diameter	0.6 hp 3.0" diameter	0.75 hp 56C	0.6 hp 3.0" diameter
Power Source:	12V DC Battery	12V DC Battery	12V DC Battery	120V-60Hz 230V-50Hz single-phase AC	120V-60Hz 230V-50Hz single-phase AC	115/230V 50/60Hz single-phase AC	120V-60Hz 230V-50Hz single-phase AC
Wire Rope:	5/32" x 35'	7/32" x 43'	1/4" x 60'	5/32" x 35'	7/32" x 55'	5/16" x 100'	7/32" x 25'
Dimensions:	12.98" (l) 5.46" (w) 5.24" (h)	18.54" (l) 7.47" (w) 6.10" (h)	18.11" (l) 7.36" (w) 6.67" (h)	13.79" (l) 5.46" (w) 5.53" (h)	17.78" (l) 10.43" (w) 7.52" (h)	24.45" (l) 8.05" (w) 7.78" (h)	20.26" (l) 6.33" (w) 11.41" (h)
Weight:	18 lbs (8.2 kg)	35 lbs (16.9 kg)	42 lbs (19.1 kg)	18 lbs (8.2 kg)	41 lbs (18.6 kg)	76 lbs (34.5 kg)	47.6 lbs (21.6 kg)

[www.warnworks.com](http://www.warnworks.com) 1-800-543-9276

**ACCESSORIES** – WARN Works® accessories are designed to enhance the versatility of WARN Works® winches and hoists.

WINCH RIGGING KIT – snatch block, shackles, strap



PORTABLE ANCHOR PLATE



HITCH ADAPTOR & QUICK-CONNECT PLUGS

